


The Issuer has duly caused this report to be signed on its behalf by the undersigned hereunto duly authorized.

D.M. WENCESLAO & ASSOCIATES INCORPORATED

October 13, 2023

Issuer

Date


Atty. Patrick I. Penachos
Compliance Officer

The PSE makes no representation on the accuracy, validity, correctness and completeness of the information stated in the respective PORs of listed companies. The PSE shall use the information contained in the POR submitted by the company in computing a company's weight in the index and this may be updated or adjusted consistent with the policy of the Exchange in managing the PSEI and sector indices.



D.M. Wenceslao & Associates, Incorporated

DMW

PSE Disclosure Form POR-1 - Public Ownership Report Reference: Amended Rule on Minimum Public Ownership

Report Type

- Monthly
 Quarterly
 Others

Report Date	Sep 30, 2023
--------------------	--------------

Computation of Public Ownership

Number of Issued Common Shares	3,395,864,100
Less: Number of Treasury Common Shares, if any	-
Number of Outstanding Common Shares	3,395,864,100

Less :

A. Directors

Name	Direct	Indirect	Total direct & indirect shares	% to Total Outstanding Shares
Alberto P. Fenix, Jr.	110,100	0	110,100	0
Delfin Angelo C. Wenceslao	1,583	0	1,583	0
Edwin Michael C. Wenceslao	1,583	0	1,583	0
Paolo Vincent C. Wenceslao	1,583	0	1,583	0
Carlos Delfin C. Wenceslao	1,583	0	1,583	0
Sylvia C. Wenceslao	15,825	0	15,825	0
Oscar Sison Reyes	100	0	100	0
	132,357	0	132,357	0

B. Officers

Name	Direct	Indirect	Total direct & indirect shares	% to Total Outstanding Shares
Carlos Delfin C. Wenceslao	0	0	0	0
Delfin Angelo C. Wenceslao	0	0	0	0
Edwin Michael C. Wenceslao	0	0	0	0
Benigno A. Tatunay	0	0	0	0
Paolo Vincent C. Wenceslao	0	0	0	0
Paul Mar M. Quinto	0	0	0	0
Sylvia C. Wenceslao	0	0	0	0

Mark S. Gorriceta	0	0	0	0
Jeffrey Lucero	0	0	0	0
	0	0	0	0

C. Principal/Substantial Stockholders

Name	Direct	Indirect	Total direct & indirect shares	% to Total Outstanding Shares
Wendel Holdings Co. Inc.	2,715,353,627	0	2,715,353,627	79.96
	2,715,353,627	0	2,715,353,627	79.96

D. Affiliates

Name	Direct	Indirect	Total direct & indirect shares	% to Total Outstanding Shares
Not Applicable	-	-	-	-
	0	0	0	0

E. Government

Name	Direct	Indirect	Total direct & indirect shares	% to Total Outstanding Shares
Not Applicable	-	-	-	-
	0	0	0	0

F. Banks

Name	Direct	Indirect	Total direct & indirect shares	% to Total Outstanding Shares
Not Applicable	-	-	-	-
	0	0	0	0

G. Employees

Name	Direct	Indirect	Total direct & indirect shares	% to Total Outstanding Shares
Not Applicable	-	-	-	-
	0	0	0	0

H. Lock-Up Shares

Name	Direct	Indirect	Total direct & indirect shares	% to Total Outstanding Shares
Not Applicable	-	-	-	-
	0	0	0	0

I. Others

Name	Direct	Indirect	Total direct & indirect shares	% to Total Outstanding Shares
Not Applicable	-	-	-	-
	0	0	0	0

Number of Listed Common Shares	3,395,864,100
Total Number of Non-Public Shares	2,715,485,984
Total Number of Shares Owned by the Public	680,378,116
Public Ownership Percentage	20.04

Other Relevant Information

None



D.M. WENCESLAO & ASSOCIATES, INCORPORATED
Computation of Public Ownership as of September 30, 2023

Number of Issued Shares	3,395,864,100
Number of Treasury Shares (if any)	-
Number of Issued & Outstanding Shares	3,395,864,100

Less:

A. Directors

NAME	DIRECT	INDIRECT	TOTAL DIRECT & INDIRECT SHARES	% to Total I/O Shares
Alberto P. Fenix Jr.	110,100	0	110,100	0.003
Delfin Angelo C. Wenceslao	1,583	0	1,583	0.000
Edwin Michael C. Wenceslao	1,583	0	1,583	0.000
Paolo Vincent C. Wenceslao	1,583	0	1,583	0.000
Carlos Delfin C. Wenceslao	1,583	0	1,583	0.000
Sylvia C. Wenceslao	15,825	0	15,825	0.000
Oscar Sison Reyes	100	0	100	0.000
	132,357	0	132,357	0.004

B. Officers

NAME	DIRECT	INDIRECT	TOTAL DIRECT & INDIRECT SHARES	% to Total I/O Shares
Carlos Delfin C. Wenceslao	0	0	0	0.000
Delfin Angelo C. Wenceslao	0	0	0	0.000
Edwin Michael C. Wenceslao	0	0	0	0.000
Benigno A. Tatunay	0	0	0	0.000
Paolo Vincent C. Wenceslao	0	0	0	0.000
Paul Mar M. Quinto	0	0	0	0.000
Sylvia C. Wenceslao	0	0	0	0.000
Mark S. Gorriceta	0	0	0	0.000
Jeffrey Lucero	0	0	0	0.000
	0	0	0	0.000

C. Principal Stockholders

NAME	DIRECT	INDIRECT	TOTAL DIRECT & INDIRECT SHARES	% to Total I/O Shares
Wendel Holdings Co. Inc.	2,715,353,627	0	2,715,353,627	79.961
	2,715,353,627	0	2,715,353,627	79.961

D. Affiliates

NAME	DIRECT	INDIRECT	TOTAL DIRECT & INDIRECT SHARES	% to Total I/O Shares
	0	0	0	0

E. Government

NAME	DIRECT	INDIRECT	TOTAL DIRECT & INDIRECT SHARES	% to Total I/O Shares
	-	-	-	0.000%
	-	-	-	0.000%

F. Banks			TOTAL DIRECT & INDIRECT SHARES	Shares
NAME	DIRECT	INDIRECT		
	-		-	0.000%
	-		-	0.000%
	-	-	-	0.000%

G. Employees			TOTAL DIRECT & INDIRECT SHARES	Shares
NAME	DIRECT	INDIRECT		
	0	0	0	0

H. Lock-Up Shares			TOTAL DIRECT & INDIRECT SHARES	% to Total I/O Shares
NAME	DIRECT	INDIRECT		
	0		0	0.000
	-	-	-	0.000%

I. Others			TOTAL DIRECT & INDIRECT SHARES	% to Total I/O Shares
NAME	DIRECT	INDIRECT		
	0	0	0	0


Total Direct & Indirect Shares 2,715,485,984
Total Number of Shares Owned by the Public 680,378,116


PUBLIC OWNERSHIP%

Total No. of Shares Owned by the Public 680,378,116
Total Issued & Outstanding Shares 3,395,864,100 20.04%

Number of Issued and Outstanding Shares			3,395,864,100
Number of Outstanding Shares			3,395,864,100
Number of Treasury Shares			-
Number of Listed Shares			3,395,864,100
Number of Foreign-Owned Shares			3,325,050
Foreign Ownership Level (%)			0.10%
Foreign Ownership Limit (%)			40%
Number of Stockholders			30
Number of Shareholders owning at least one Board Lot each			28

Noted by


TRIXIE ANN C. NEPOMUCENO
Operations Officer


ANTONIO B. MADRID, JR.
Operations Manager